




TAPEM S.A.



MANUFACTURED DIE EXAMPLE:
DESIGNATION: WATER HEATER GAS BURNER
MATERIAL: STAINLESS STEEL 0.4mm DICK
DIE DIMENSIONS: 2.900*1.100mm
CADENCE: 35 + 35 PARTS/MIN
PRODUCTION: 1.200+1.200 PIECES/DAY



PROGRESSIVE, CONVENTIONAL AND TRANSFER DIES

DIES UP TO 5000*2500mm
40TONS WEIGHT.
MAX. PRESS POWER: 1300TONS

POLIGONO INDUSTRIAL PAGATZA
ELGETA (GIPUZKOA) SPAIN
Telf.: +34 943789031; Fax: +34 943768243
E-mail: ofitec@tapem.com
www.tapem.com



HISTORY

TAPEM, S.A. was founded in 1970, dedicated from the beginning to the production and desing of dies.

Throughout all this time we have obtained a deserved recognition of our habitual clients. They constitute the fundamental reason of our own evolution, marking with their exigences the adoption of the last technologies that have been developed these years.

At the present time we have one modern pavilion of 3500 square metres, equipped with the last constructive advances. The company has 30 workers.

We can make dies up to 5000mm in lenght, 2500 mm in width and 40.000kg in weight.

OUR DIES CHARACTERIZE BY THEIR QUALITY AND RELIABILITY



INTALLATIONS 1970-1990
Dies up to 1200*1600mm
8Tons.



INTALLATIONS 1990-2004
Dies up to 1500*3500mm
15Tons.



INTALLATIONS 2004
Dies up to 2500*5000mm
40Tons.



TECHNICAL OFFICE

- *OUR TECHNICAL OFFICE CARRIES OUT THE COMPLETE PROCESS OF THE PROJETS. WE ARE SPECIALIZED IN COMPLEX PROGRESSIVE DIES.
- *SUBHIRING OF SHEET METAL FORMING SIMULATION

- * 6 WORKSTATIONS.
- * 6 LICENSES IDEAS-2D.
- * 2 LICENSES IDEAS-3D.
- * 2 LICENSES IDEAS (CAM)
- * 1 LICENSE VIRTUAL GIBBS (CAM).
- * 2D ELECTROEROSION PROGRAMS

- * WE HAVE ALREADY MANUFACTURED MORE THAN 1500 DIES
- * WE COMUNICATE IN THE FOLLOWING COMPUTER LANGUAGES: IGS, VDA AND DXF.





ADJUSTMENT

* MAX. DIE DIMENSION:
2500X5000mm

* MAX. DIE WEIGHT: 40T.

* ALL THE PROJECTS ARE
CORRECTED FOR LATER
PROVISION OF SPARE PARTS,
MODIFICATIONS, ETC.

* NEW DIES,
MODIFICATIONS,
MAINTENANCE
OF PRODUCTION.





MACHINING

- * 2 HIGH SPEED MACHINE CENTERS.
MAX FEEDRATE: 40M/MIN
12.000 RPM.
- * 5 CNC MILLING MACHINES
MAX TABLE DIMENSIONS:
1500X1500X4000



- * 5 TANGENTIAL GRINDING MACHINES, MAX. TABLE DIMENSION: 850*1600
- * MILLING MACHINES, COLUMN DRILLS, LATHES ETC.

- * 5 CNC MILLING MACHINES AND 2 HIGH SPEED MACHINE CENTERS + NET COMMUNICATION FOR CAM PROGRAMS.





MACHINING

- * 1 DOUBLE-COLUMN HIGH-SPEED MACHINING CENTER
- * TRAVEL: X-axis: 5000mm
Y-axis: 3000mm
Z-axis: 650mm
vertical crossrail: 1000mm
- * EFFECTIVE WIDTH BETWEEN COLUMNS: 2550mm
- * AUTOMATIC TOOL CHANGER (50 TOOLS).
- * AUTOMATIC ATTACHMENT CHANGER
- * THREE ATTACHMENTS. VERTICAL ATTACHMENT, HORIZONTAL ATTACHMENT 5° INCREMENTS, UNIVERSAL ATTACHMENT B/C AXIS 1° INCREMENTS.
- * HI-NURBS, HIGH-SPEED, HIGH-ACCURACY, HIGH-QUALITY END MILLING FROM A HIGH-SPEED NC.
- * RAPID FEEDRATE X,Y 20000mm/min Z, 10000mm/min
MAX CUTTING FEEDRATE 10000mm/min





ELECTROEROSION

* 5 ELECTROEROSION
MACHINES. 2 OF THEM
WITH CNC.

* MÁX. TABLE DIMENSIONS:
1000X600X400





WIRE CUT MACHINES

* 3 WIRE CUT
MACHINES
MAX. TABLE
DIMENSIONS: 800x400



* THREE DIMENSION
MEASURING MACHINE
MAX. MEASURE:
600X700X1000.



PRESSES

- * HYDRAULIC PRESSE
1200T WITH
500T CUSHION.
TABLE: 2500*5000mm
- * PRESS FEEDING SYSTEM
CAPACITY: 1800*2.5mm

- * FINAL TRY-OUTS
- * PRELIMINARY SERIES
AND GREAT SERIES.







- * MECHANICAL PRESSE
500T.
TABLE: 1300X3000mm
- * PRESS FEEDING SYSTEM
CAPACITY: 800X3mm

PROGRESSIVE DIES

OUR
PRODUCT



AUTOMOTIVE





DIE DIMENSIONS: 1600*2740
DIE WEIGHT: 17000 KG
CADENCE: 20 PARTS/MIN
PRODUCTION: 200 PARTS/DAY

PROGRESSIVE DIES

AUTOMOTIVE

OUR
PRODUCT



DIE DIMENSIONS: 1890*2380
DIE WEIGHT: 17300 KG
CADENCE: 30 PARTS/MIN
PRODUCTION: 1000 PARTS/DAY
MATERIAL: HIGH YIELD POINT STEEL. 1.5mm DICK


PROGRESSIVE DIES

AUTOMOTIVE

OUR
PRODUCT




DIE DIMENSIONS: 800*2420
DIE WEIGHT: 4.300 KG
CADENCE: 40 PARTS/MIN



PROGRESSIVE DIES

AUTOMOTIVE

OUR
PRODUCT



DIE DIMENSIONS: 940*2.000
DIE WEIGHT: 3.800 KG
CADENCE: 40 GOLPES/MIN
PRODUCTION: 1.000 PARTS/DAY
MATERIAL: DP-600

INTERNAL DRAWING RADIUS: 0.5mm.
DRAWING HEIGHT: 20mm



PROGRESSIVE DIES

AUTOMOTIVE

OUR
PRODUCT



DIE DIMENSIONS: 730*1200
DIE WEIGHT: 1200 KG
CADENCE: 50 PARTS/MIN





DIE DIMENSIONS: 1050*2300
DIE WEIGHT: 4000 KG
CADENCE: 20 PARTS/MIN

PROGRESSIVE DIES

AUTOMOTIVE

OUR
PRODUCT




PROGRESSIVE DIES

OUR
PRODUCT



AUTOMOTIVE



PROGRESSIVE DIES

HOUSEHOLD APPLIANCE

OUR
PRODUCT

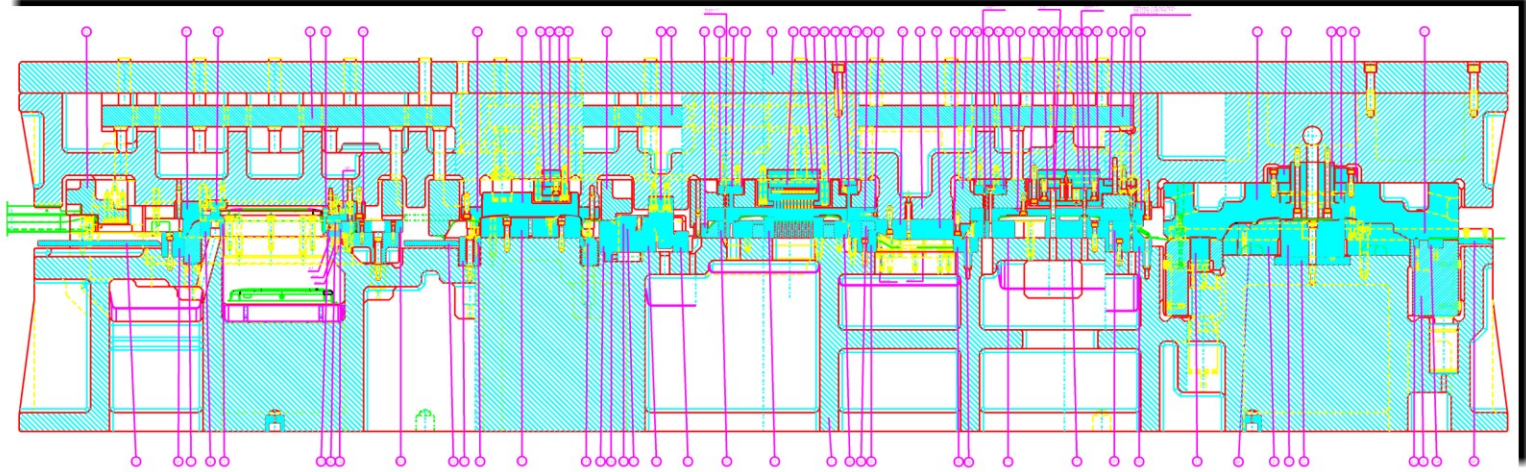




PART DESIGNATION: BACK DRUM FLANGE
MATERIAL: STAINLESS STEEL 0.4mm DICK
DIE DIMENSIONS: 4000*1500
DIE WEIGHT: 20000 KG
CADENCE: 25 PARTS/MIN
PRODUCTION: 3000 PARTS/DAY

PROGRESSIVE DIES

HOUSEHOLD APPLIANCE

OUR
PRODUCT



PROGRESSIVE DIES

OUR
PRODUCT



HOUSEHOLD APPLIANCE



PARTS DESIGNATION: OVER FRAME AND VENTILATOR COVER
(2 parts/press stroke)

DIE DIMENSION: 4000*1600 (See die in previous page)

DIE WEIGHT: 22000 KG


CADENCE: 22+22 PART/MIN

PRODUCTION: 5000+5000 PARTS/DAY

PROGRESSIVE DIES

HOUSEHOLD APPLIANCE

OUR
PRODUCT



TRANSFER INCORPORATED PROGRESSIVE DIE (GREAT PRODUCTION)
(STANDARD PRESSES)




PART DESIGNATION: INTERNAL DOOR
DIE DIMENSION: 4000*1700
DIE WEIGHT: 23500 KG
CADENCE: 17 PARTS/MIN
PRODUCTION: 3000 PARTS/DAY

PROGRESSIVE DIES

HOUSEHOLD APPLIANCE

TRANSFER INCORPORATED PROGRESSIVE DIE.
PART DESIGNATION: FRONT PANEL
MATERIAL: DC04 0.8MM DICK
DIE DIMENSIONS: 3000*1600
CADENCE: 15 PARTS/MIN
PRODUCTION: 1200 PARTS/DAY

OUR
PRODUCT







PROGRESSIVE DIES

HOUSEHOLD APPLIANCE

STAMPING FACTORY: TAPEM
PART DESIGNATION: FRONT PANEL
MATERIAL: STAINLESS STEEL OR DC04 0.8MM DICK
DIE DIMENSIONS: 3000*1600
CADENCE: 20 PARTS/MIN
PRODUCTION: 1800 PARTS/DAY

OUR
PRODUCT




OUR
PRODUCT



PROGRESSIVE DIES

HOUSEHOLD APPLIANCE



PART DESIGNATION: PORTAMANDOS
DIE DIMENSIONS: 2750*1300
DIE WEIGHT: 12000 KG
CADENCE: 30 PARTS/MIN
PRODUCTION: 3000 PARTS/DAY





PROGRESSIVE DIES

HOUSEHOLD APPLIANCES

OUR
PRODUCT



DIE DIMENSIONS: 2700*1380
DIE WEIGHT: 11000 KG
CADENCE: 25 GOLFES/MIN





PROGRESSIVE DIES


HOUSEHOLD APPLIANCES



PART DESIGNATION: WASHING MACHINE FRAME
DIE DIMENSIONS: 2700*1110
MATERIAL: STAINLESS STEEL 0.5mm DICK



STAMPING FACTORY: TAPEM
PART DESIGNATION: WATER HEATER GAS BURNER
MATERIAL: STAINLESS STEEL 0.3mm DICK
DIE DIMENSIONS: 2100*820 (see die in front page)
CADENCE: 50 PARTS/MIN
PRODUCTION: WE HAVE ALREADY MADE MORE
THAN 120 MILLION PARTS.



MATERIAL: COPPER 0.35mm DICK
DIE DIMENSIONS: 450*476
CADENCE: 180 PARTS/MIN


PROGRESSIVE DIES

HOUSEHOLD APPLIANCE

OUR
PRODUCT



2 PARTS/PRESS STROKE
DIE DIMENSIONS: 2640*1280
DIE WEIGHT: 10500 KG
CADENCE: 35 GOLPES/MIN
PRODUCTION: 5000+5000 PARTS/DAY



PROGRESSIVE DIES

HOUSEHOLD APPLIANCE

OUR
PRODUCT



PART DESIGNATION: BACK DRUM FLANGE
MATERIAL: STAINLESS STEEL 0.5mm DICK
DIE DIMENSIONS: 2650*1100
DIE WEIGHT: 12000 KG
CADENCE: 25 PARTS/MIN
PRODUCTION: 3000 PARTS/DAY



PART DESIGNATION: BACK DRUM FLANGE
MATERIAL: STAINLESS STEEL 0.5mm DICK
DIE DIMENSIONS: 2650*1100
DIE WEIGHT: 12000 KG
CADENCE: 25 PARTS/MIN
PRODUCTION: 3000 PARTS/DAY



PART DESIGNATION: FRONT DRUM FLANGE
MATERIAL: STAINLESS STEEL 0.5mm DICK
DIE DIMENSIONS: 2650*1100
DIE WEIGHT: 12000 KG
CADENCE: 25 PARTS/MIN
PRODUCTION: 3000 PARTS/DAY



PART DESIGNATION: FRONT DRUM FLANGE
MATERIAL: STAINLESS STEEL 0.5mm DICK
DIE DIMENSIONS: 2650*1100
DIE WEIGHT: 12000 KG
CADENCE: 25 PARTS/MIN
PRODUCTION: 3000 PARTS/DAY


PROGRESSIVE DIES

HOUSEHOLD APPLIANCE

OUR
PRODUCT



PART DESIGNATION: BOTTOM SHEET
DIE DIMENSIONS: 2670*1200
DIE WEIGHT: 13000 KG
CADENCE: 28 PARTS/MIN
PRODUCTION: 3000 PARTS/DAY



1 PROGRESSIVE DIE
+ 2 TRANSFERISED OPERATIONS
PART DESIGNATION: FRONT PANEL
MATERIAL: STAINLESS STEEL
OR DC04 0.8mm DICK
PROGRESSIVE DIE DIMENSIONS: 3000*1600
TRANSFERT DIE DIMENSIONS : 1200*950
PROGRESSIVE DIE WEIGHT: 15000 KG
CADENCE: 15PARTS/MIN
PRODUCTION: 3000 PARTS/DAY

PART DESIGNATION: SIDE SHEET
DIE DIMENSIONS: 2750*1176
DIE WEIGHT: 12800 KG
CADENCE: 30 PARTS/MIN
PRODUCTION: 5000 PARTS/DAY




TRANSFER INCORPORATED PROGRESSIVE DIE
(GREAT PRODUCTION, STANDARD PRESSES)
PART DESIGNATION: TRAY
DIE DIMENSION: 2750*1320
DIE WEIGHT: 10500 KG
CADENCE: 28 PARTS/MIN
PRODUCTION: 1800 PARTS/DAY

PROGRESSIVE DIES

CONSTRUCTION

OUR
PRODUCT




STEEL 3.5MM DICK
DIE DIMENSIONS: 2.400*1.600
CADENCE: 30+30 PARTS/MIN.
PRODUCTION: 3000 PARTS/DAY.



STEEL 6MM DICK
DIE DIMENSIONS: 735*680
CADENCE: 40 PARTS/MIN.

STEEL 8MM DICK
DIE DIMENSIONS: 1.700*650
CADENCE: 20 PARTS/MIN.







STEEL 5MM DICK
DIE DIMENSIONS: 1.200*600
CADENCE: 30 PARTS/MIN.

STEEL 4MM DICK
CADENCE: 35 PARTS/MIN.

PROGRESSIVE DIES


OUR
PRODUCT



CONVENTIONAL DIES

AUTOMOTIVE

OUR
PRODUCT





DIE DIMENSIONS: 1360*2260
DIE WEIGHT: 16100 KG
OPERATION 1/4

CONVENTIONAL DIES

AUTOMOTIVE

OUR
PRODUCT




DIE DIMENSIONS: 1380*2500
DIE WEIGHT: 8800 KG
OPERATION 2/4.

CONVENTIONAL DIES

AUTOMOTIVE

OUR
PRODUCT





DIE DIMENSIONS: 1380*2500
DIE WEIGHT: 9800 KG
OPERATION 3/4.

CONVENTIONAL DIES

AUTOMOTIVE

OUR
PRODUCT



DIE DIMENSIONS: 1380*2500
DIE WEIGHT: 8.200 KG
OPERATION 4/4

CONVENTIONAL DIES

HOUSEHOLD APPLIANCE


OUR
PRODUCT



CONVENTIONAL DIES

HOUSEHOLD APPLIANCE

OUR
PRODUCT



CONVENTIONAL DIES

OUR
PRODUCT



HOUSEHOLD APPLIANCE




CONVENTIONAL DIES

OUR
PRODUCT



CONSTRUCTION



CONVENTIONAL DIES

OUR
PRODUCT



CONSTRUCTION





POL. IND. PAGATZA
20690 ELGETA GIPUZKOA
SPAIN

TELF.: +34 943 789031

FAX: +34 943 768243

E-MAIL:

Purchasing department: admin@tapem.com

Technical department: ofitec@tapem.com

www.tapem.com

